



District Report Card: 2017


| | |
|-----------------------|-------------------------|
| State: Manipur | District: Ukhrul |
| Class: 5 | Subject: EVS |
| Schools: 31 | Students: 293 |


Participation/Coverage


Students

| | | | | | | | | |
|--|--------|--|-------|--|--------|--|-------|--|
| <div>GENDER</div> <div></div> | Boys | | | | Girls | | | |
| | Number | | % | | Number | | % | |
| | 137 | | 46.76 | | 156 | | 53.24 | |

| | | | | | | | | |
|---|--------|--|--------|--|--------|--|------|--|
| <div>AREA</div> <div></div> | Rural | | | | Urban | | | |
| | Number | | % | | Number | | % | |
| | 293 | | 100.00 | | 0 | | 0.00 | |

| | | | | | | | | |
|--|--------|------|--------|-------|--------|------|--------|------|
| <div>CATEGORY</div> <div></div> | SC | | ST | | OBC | | GEN | |
| | Number | % | Number | % | Number | % | Number | % |
| | 1 | 0.34 | 284 | 96.93 | 4 | 1.37 | 4 | 1.37 |

| | | | | | | |
|--|----|----|----|------|----|-----|
| <div>CWSN</div> <div></div> | LD | VI | HI | S&LD | ID | Oth |
| | 0 | 0 | 0 | 0 | 0 | 0 |

| | | | | | | |
|--|------------|--|-------|------------------|--|------|
| <div>Management</div> <div></div> | Government | | | Government-aided | | |
| | Number | | % | Number | | % |
| | 271 | | 92.49 | 22 | | 7.51 |

Average Performance of Students in EVS (%)

| Overall | Gender | | Area | | Management | | Social Group | | | |
|---------|--------|--------|-------|-------|------------|-------|--------------|-------|-------|-------|
| | Male | Female | Rural | Urban | Govt. | Aided | SC | ST | OBC | GEN |
| 59.57 | 55.77 | 62.91 | 59.57 | 0.00 | 58.40 | 73.94 | 33.33 | 59.86 | 60.00 | 45.00 |

Performance on Learning Outcomes (LOs)

| Learning Outcomes | Description | Average Performance(%) |
|-------------------|---|------------------------|
| E403 | Identifies relationship with and among family members in extended family | 56.46 |
| E410 | Records observations/experiences/information for objects, activities, phenomena, places visited in different ways and predicts patterns and activities/ phenomena | 60.96 |
| E501 | Explains the super senses and unusual features (sight, smell, hear, sleep, sound, etc.) of animals and their responses to light, sound, food etc. | 62.12 |
| E503 | Describes the interdependence among animals, plants and humans | 64.51 |
| E504 | Explains the role and functions of different institutions in daily life (Bank, Panchayat, cooperatives, police station, etc.) | 62.46 |
| E505 | Establishes linkages among terrain, climate, resources (food, water, shelter, livelihood) and cultural life. (e.g. life in distant/difficult areas like hot/cold deserts) | 28.77 |
| E506 | Groups objects, materials, activities for features/properties such as shape, taste, color , texture, sound, traits etc. | 41.10 |
| E507 | Traces the changes in practices, customs, techniques of past and present through coins, paintings, monuments, museum etc. and interacting with elders | 67.35 |
| E508 | Guesses (properties, conditions of phenomena), estimates spatial quantities (distance, area, volume, weight etc.) and time in simple standard units and verifies using simple tools/set ups | 58.74 |
| E509 | Records observations/experiences/information in an organized manner (e.g. in tables/ sketches/ bar graphs/ pie charts) and predicts patterns in activities/phenomena (e.g. floating, sinking, mixing, evaporation , germination , spoilage) to establish relation between cause and effect. | 59.65 |
| E510 | Identifies signs, directions, location of different objects/landmarks of a locality /place visited in maps and predicts directions w.r.t. positions at different places for a location | 71.43 |
| E512 | Voices opinions on issues observed/experienced and relates practices /happenings to larger issues of society | 55.48 |
| E513 | Suggests ways for hygiene, health, managing waste, disaster/emergency situations and protecting/saving resources | 63.64 |

| Range of Performance of Students who Answered Correctly | | | | | | | |
|---|-------|-----------|-------|-----------|-------|-----------|-------|
| Below 30% | | 30% - 50% | | 50% - 75% | | Above 75% | |
| Number | % | Number | % | Number | % | Number | % |
| 46 | 15.70 | 58 | 19.80 | 95 | 32.42 | 94 | 32.08 |

Lowest Performing Learning Outcomes (LOs)

- 1 - Establishes linkages among terrain, climate, resources (food, water, shelter, livelihood) and cultural life. (e.g. life in distant/difficult areas like hot/cold deserts) (28.77)
- 2 - Groups objects, materials, activities for features/properties such as shape, taste, color , texture, sound, traits etc. (41.10)
- 3 - Voices opinions on issues observed/experienced and relates practices /happenings to larger issues of society (55.48)
- 4 - Identifies relationship with and among family members in extended family (56.46)

5 - Guesses (properties, conditions of phenomena), estimates spatial quantities (distance, area, volume, weight etc.) and time in simple standard units and verifies using simple tools/set ups (58.74)